

User Manual

For Applicant of

SACFA CLEARANCE

(Self-Declaration Mode)

Version -2.2

Department of Telecommunications

Government of India

INDEX

Sl. No	Introduction	Page No.
1	Index	2
2	Purpose of this document	3
3	Access to Portal	3
4	Portal Home Page	4
5	Login Page	5
6	Applicant Dashboard	5
7	SACFA Application Form	6
8	Add / Update Sites	12
9	Payment Online	18
10	Generate Certificate	19
11	Download Certificate	20

Purpose of this document

This document attempts to describe the operational aspects for SACFA clearance (Self-Declaration Mode) in Saralsanchar. This document will help to apply online view and assist all those who will be want to get clearance from DoT.

This document provides step-wise instructions for handling various aspects of the software with visual screens for easy and better understanding. It also describes the alert messages encountered while working with the software with appropriate remedial actions required to be taken by you.

How to Access

The application can be accessed through Internet Explorer/chrome web browser.

The address for the portal is <https://saralsanchar.gov.in>.

The user will land on the home page once he connects the above site.

Portal Home Page:

भारत सरकार
GOVERNMENT OF INDIA

संचार मंत्रालय
MINISTRY OF COMMUNICATIONS

दूरसंचार विभाग
DEPARTMENT OF
TELECOMMUNICATIONS

SARAL SANCHAR
(Simplified Application For Registration And Licenses)
A Portal for License Management in DoT

Home
About Portal
Registration
Login
FAQs
Helpdesk
Fee Calculator
Document CheckList

List of Existing Licenses
List of Existing OSP Registrations
List of Licenses/Registrations issued through portal
User Manual
Support

Key Features of Portal

Single Interface for all Licenses and Registrations |

End to End Paperless workflow |

Seamless flow of application between Applicant and DoT User |

DSC (Digital Signature Certificate) based submission of application and documents |

Dashboards to view status of various applications processed |

MIS (Management Information System) reporting module

New to Portal?

Register Yourself

Already Registered?

Login

Forgot Password?

Reset

What's New

Welcome to Saral Sanchar Portal

Quick Links

- DoT Website
- Telecom Licensing
- Wireless Planning and Coordination
- Non-Tax Receipt Portal (NTRP BharatKosh)
- Application Status
- Fee Calculator
- Document CheckList
- MTCTE Portal

About Saral Sanchar Portal

The Indian Telecommunications Sector has grown rapidly in the last few years. While Government reforms and initiatives have played a very important part, industry has been the major driver of this remarkable growth. The Department of Telecommunications is striving to play the role of an enabler for the growth of the telecommunications sector and thereby, of the digital economy.

Department of Telecom has taken some significant measures to improve the ease of doing business. It has been its endeavour to provide an environment, which is fair and transparent, encourages competition, promotes a level-playing field for all service providers, protects the interest of consumers and enables technological benefits to one and all.

'SARALSANCHAR' (Simplified Application For Registration and Licenses) a Web based Portal, for Issuing of various types of Licenses and Registration certificates is part of various Digital initiatives being taken by Department of Telecommunications. It is a unified portal to issue various types of Licenses and registrations in a digitized manner which will not only ensure transparency but also make the process more efficient. This will pave the way for a paperless, secure and hasslefree platform for various applicants.

Read More...

Downloads

- Sample UL Application
- Sample UL VNO Application
- Sample OSP Application
- Sample Power of Attorney
- Sample Board of Resolutions
- Sample Certificate of Details of Promoters/ Partners/shareholder in the company
- Sample Equity detail certificate
- Sample Certified copy of approval of Govt of India for Foreign Equity
- Sample Board resolution regarding appointment of statutory auditor along with specimen signature of CA

Read More...

Statistics

Total Registered applicant:	1196
Total UL Licenses / Authorisations issued:	0
Total UL-VNO Licenses / Authorisations issued:	0
Total OSP Registration Issued:	251

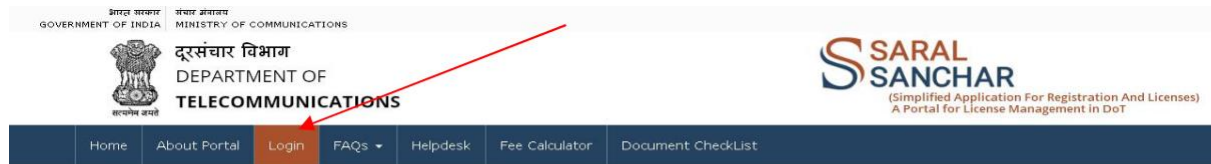
Website Policies

2018 © . ALL Rights Reserved.

Website Content Managed by: Department of Telecommunications, Ministry of Communications, Govt of India
Designed, Developed and Hosted by: IT Project Circle, O/O CGM, Bharat Sanchar Nigam Limited, Pune.

4

To process apply user has to login in the portal first



Login

UserId

Password

Security Code

[Forgot Password?](#)

Applicant Dashboard:

After successful log in dashboard opens.

Header: GOVERNMENT OF INDIA, MINISTRY OF COMMUNICATIONS, DEPARTMENT OF TELECOMMUNICATIONS, SARAL SANCHAR (Simplified Application For Registration And Licenses), A Portal for License Management in DoT. LogOut (User Id: C201800819)

Navigation: Home, Change Password, SACFA Reports, Helpdesk, Orders/Circulars, Document CheckList

Welcome GGGG (ttewtewtwt)

Status Of Applications

UL	UL-VNO	WPC	OSP	M2M	SACFA
3	2	Apply Now	19	5	24
Apply Now	Apply Now		Apply Now	Apply Now	Apply Now

- Individual/ Proprietor/ Partnership Firm etc can apply for UL-VNO(CAT B) license & WPC license ONLY.
- For OSP Registration applicant need to be either Company/LLP/FCPR.
- For Access services -Category B applicant need to APPLY under UL-VNO.

General Instructions:-

- Please refer FAQ on DSC on the home page for any queries regarding DSCs
- Document signed with Self signed certificates/Acrobat reader signed Documents are not allowed. Certificate only from Licensed CAs are Allowed.
- Licensed Certificate Authorities as per cca.gov.in are a) Safescrypt CA b)(n)Code Solutions CA c)e-Mudhra CA d)Capricorn CA e)Verasys CA
- For Payment of Various fees (processing, entry etc) is to be done on NTRP (<https://bharatkosh.gov.in>) and only challan details is to be filled in the portal.

Click on 'SACFA Apply Now'

SACFA Clearance Application form will open.



दूरसंचार विभाग
DEPARTMENT OF
TELECOMMUNICATIONS



**SARAL
SANCHAR**
(Simplified Application For Registration And Licenses)
A Portal For License Management in DoT

HomeChange PasswordHelpdesk

Orders/CircularsDocument CheckList

Home / SACFA / Apply for SACFA Clearance

APPLICATION FOR SACFA Clearance

Application Type	Select category						
Sub Category							
Nature of User	Select						
DL/AIP Details	<table><tr><th>DL/AIP No</th><th>DL/AIP Issue Date</th><th>DL/AIP Valid Upto</th></tr><tr><td colspan="3">+ -</td></tr></table>	DL/AIP No	DL/AIP Issue Date	DL/AIP Valid Upto	+ -		
DL/AIP No	DL/AIP Issue Date	DL/AIP Valid Upto					
+ -							
DL/AIP Copy Upload <small>[Note : Upload only digitally signed copy]</small>	<div>Choose FileNo file chosen</div>						

Submit

There are 4 types of SACFA application type.

1. MAST HEIGHT CATEGORY
2. FULL SITING CATEGORY
3. EXEMPTION CATEFORY
4. ADDITIONAL ANTENNA CATEDORY

Application Category

Select category ▼

Select category

MAST HEIGHT CATEGORY

FULL SITING CATEGORY

EXEMPTION CATEGORY

ADDITIONAL ANTENNA CATEGORY

Select category from dropdown.



दूरसंचार विभाग
DEPARTMENT OF
TELECOMMUNICATIONS



SARAL
SANCHAR
(Simplified Application For Registration And Licenses)
A Portal for License Management in DoT

[Home](#) [Change Password](#) [Helpdesk](#)

[Orders/Circulars](#) [Document CheckList](#)

[Home](#) / [SACFA](#) / [Apply for SACFA Clearance](#)

APPLICATION FOR SACFA Clearance

Application Type	<div>Select category ▼</div>						
Sub Category	<div>▼</div>						
Nature of User	<div>Select ▼</div>						
DL/AIP Details	<table><tr><th>DL/AIP No</th><th>DL/AIP Issue Date</th><th>DL/AIP Valid Up to</th></tr><tr><td colspan="3"><div>+ / /</div></td></tr></table>	DL/AIP No	DL/AIP Issue Date	DL/AIP Valid Up to	<div>+ / /</div>		
DL/AIP No	DL/AIP Issue Date	DL/AIP Valid Up to					
<div>+ / /</div>							
DL/AIP Copy Upload <small>[Note : Upload only digitally signed copy]</small>	<div><div>Choose File</div>No file chosen</div>						

Submit

Application Type	MAST HEIGHT CATEGORY
Sub Category	Select subcategory
ARE YOU TSP ?	Select subcategory
DL/AIP Details	Mast Height (Broadcast service) Mast Height (VSAT) Mast Height (GENERAL)
	DL/AIP No DL/AIP Issue Date DL/AIP Valid Upto

*** Select following Sub Category from dropdown.**

- 1.Mast Height(Broadcast Service)
- 2.Mast Height(VSAT)
- 3 Mast Height (General)

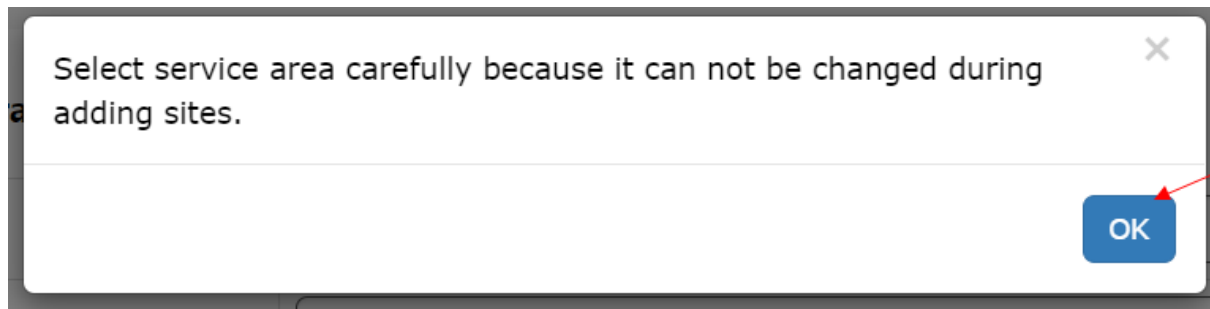
*** Select Nature of User from dropdown.**

Nature of User	Select
DL/AIP Details	Select Telecom Service Provider Other Service Provider (including VSAT, ISP etc) Captive

*** If you the option is Telecom Service Provider select the Service Area of Operation from dropdown.**


Select Service Area
Select Service Area
Andhra Pradesh
Assam
Bihar
Delhi
Gujarat
Haryana
Himachal Pradesh
Jammu & Kashmir
Karnataka
Kerala
Kolkata
Madhya Pradesh
Maharastra
Mumbai
North East
Orissa
Punjab
Rajasthan
Tamilnadu


Alert message will be given to select correct service area as it cannot be changed during adding sites.



Click 'Ok' to process further.

DL/AIP Details

DL/AIP No	DL/AIP Issue Date	DL/AIP Valid Upto
		

To add DL / AIP details click ,

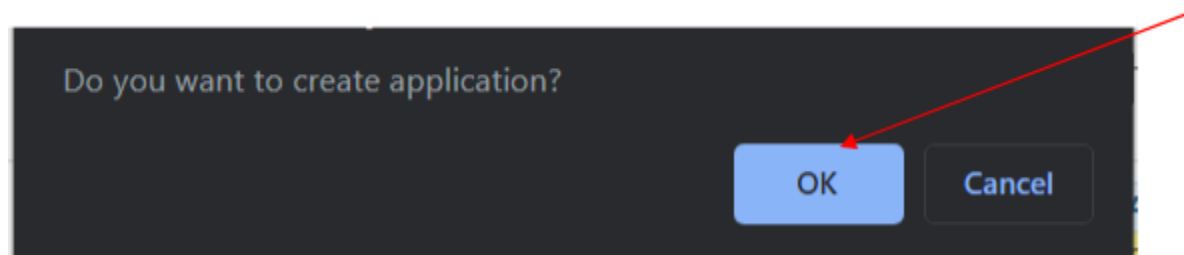
A dialog box titled "Add Record" with a close button (X) in the top right corner. It contains three input fields: "DL/AIP No", "DL/AIP Issue Date", and "DL/AIP Valid Upto". At the bottom, there are two buttons: "Submit" and "Cancel".

Enter DL/AIP No, DL, AIP issue Date, DL/AIP Valid Up to and Submit to add record.

To edit/ change added DL/AIP record, select row and click ,

To delete added DL/AIP record, select row and click ,

After filling all above details submit the form.



Click 'Ok' to process further.




Click 'Ok' to process further.

Updation the Application form – Incase of any mistake made earlier. This is button is available till the sites are not added.

Home / SACFA / Apply for SACFA Clearance -Application Id:S20200000026

Modify Application(Application Id:S20200000026)

Application Type	MAST HEIGHT CATEGORY						
Sub Category	Mast Height (VSAT)						
Nature of User	Telecom Service Provider						
Service Area <small>[Note : Select service area carefully because it can not be changed during adding sites]</small>	West Bengal						
DL/AIP Details	<table border="1"><thead><tr><th>DL/AIP No</th><th>DL/AIP Issue Date</th><th>DL/AIP Valid Upto</th></tr></thead><tbody><tr><td>212</td><td>14-01-2020</td><td>11-03-2021</td></tr></tbody></table>	DL/AIP No	DL/AIP Issue Date	DL/AIP Valid Upto	212	14-01-2020	11-03-2021
DL/AIP No	DL/AIP Issue Date	DL/AIP Valid Upto					
212	14-01-2020	11-03-2021					
DL/AIP Copy Upload(Upload size : 1 MB Max)	<div>S20200000026_DL_AIP_v0.pdf  Delete</div>						

Update

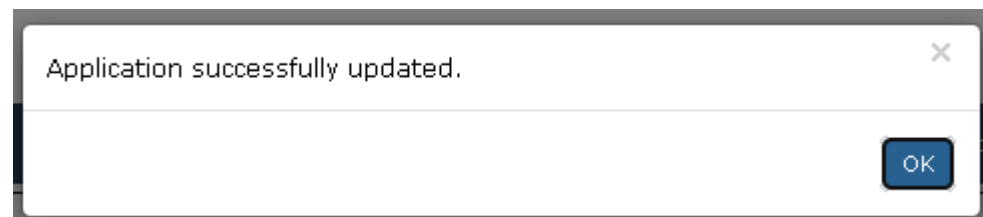
Updation the Application form - In case of any mistake made earlier. This is button is available till the sites are not added.

Home / SACFA / Apply for SACFA Clearance -Application Id:S20200000026

Modify Application(Application Id:S20200000026)

Application Type	MAST HEIGHT CATEGORY						
Sub Category	Mast Height (VSAT)						
Nature of User	Telecom Service Provider						
Service Area <small>[Note : Select service area carefully because it can not be changed during adding sites]</small>	West Bengal						
DL/AIP Details	<table><thead><tr><th>DL/AIP No</th><th>DL/AIP Issue Date</th><th>DL/AIP Valid Upto</th></tr></thead><tbody><tr><td>212</td><td>14-01-2020</td><td>11-03-2021</td></tr></tbody></table>	DL/AIP No	DL/AIP Issue Date	DL/AIP Valid Upto	212	14-01-2020	11-03-2021
DL/AIP No	DL/AIP Issue Date	DL/AIP Valid Upto					
212	14-01-2020	11-03-2021					
DL/AIP Copy Upload(Upload size : 1 MB Max)	<div>S20200000026_DL_AIP_v0.pdf </div> <div>Delete</div>						

Update



Click 'Ok' to process further.

Once the Application Form is completed in all respects, then the addition of sites to the application can be started. In the User Dash Board the under Current Application the created application forms are visible. Go to the application where sites are to added

ADD/UPDATE Sites:-

Welcome S Reddi (BSNL)

Current Application

Commencement Date Entry

Under Process

Completed

PDF

EXCEL

Search:

S.No.	Application Id	Application Creation Date	Challan Amount	Site Added	Category	Sub Category	DL/AIP No	Service Area	Action
1	S20190000035	17-12-2019	100000	100	F	Full Site (BROADCAST)	212 Dtd:23-01-2020	Andhra Pradesh	<div>Commencement Date Entry</div> <div>Commencement Date Entered</div> <div>Generate Certificate</div>
2	S20200000007	06-01-2020	10000	0	F	Full Site (BROADCAST)	2121 Dtd:28-01-2020	Assam	<div>Update</div> <div>Add/Update Sites</div>

Click on Add/Update Sites button to add the sites.

2	S20200000007	06-01-2020	10000	0	F	Full Site (BROADCAST)	2121 Dtd:28-01-2020	Assam	Update Add/Update Sites
---	--------------	------------	-------	---	---	-----------------------	---------------------	-------	--

Preview Application Form [Submit](#)

Step 1 Application Information	Step 2 Site Details	Step 3 Undertaking	Step 3 Self Declaration Undertaking						
Company Name		BSNL							
CIN		U72900GJ2007PLC105869							
Address for Correspondence with Telephone/Fax/Mail		Address : DDSD District : Pune State : MAHARASHTRA Pincode : 411019 Landline No: 99999999999 Fax : 99999999999 Mobile No : 9423034565 Email : s@gmail.com							
Application Type		FULL SITING CATEGORY							
Sub Category		Full Site (BROADCAST)							
Nature of User		Telecom Service Provider							
Service Area		Assam							
DL/AIP Details		<table> <tr> <th>DL/AIP NO</th> <th>DL/AIP Issue Date</th> <th>DL/AIP Valid Upto</th> </tr> <tr> <td>2121</td> <td>28-01-2020</td> <td>01-03-2021</td> </tr> </table>		DL/AIP NO	DL/AIP Issue Date	DL/AIP Valid Upto	2121	28-01-2020	01-03-2021
DL/AIP NO	DL/AIP Issue Date	DL/AIP Valid Upto							
2121	28-01-2020	01-03-2021							
DL/AIP Copy Upload		S20200000007_DL_AIP_v0.pdf							
Previous		Next							

Click Next Button

Home / SACFA / Apply for SACFA Clearance -Application Id:520200000025

APPLICATION FOR SACFA Clearance

[Preview Application Form](#)
[Submit](#)

Step 1
Application Information

Step 2
Site Details

Step 3
Undertaking

ID	Site Address	TX Power	Frequency	Height of Antenna	Building Height	Tower Height	Latitude	Longitude
ST202000000250	1223131	5.0000dBm	4500-5500 MHz/5800	12.00		29.00	23°34'34.00"N	78°45'56.00"E
Add Modify View DeleteItem Download								

View 1 - 1 of 1

Click Add Button at the Bottom of Grid.

[Application Information](#)
[Site Details](#)
[Undertaking](#)
[Self Declaration Undertaking](#)

ID	Site Address	TX Power	Frequency	Height of Antenn	Building Height	Tower Height	Latitude	Longitude
Add Modify View DeleteItem Download								

No records to view

Site Details

Application Type	FULL SITING CATEGORY
Sub Category	Full Site (BROADCAST)
Nature of User	Telecom Service Provider
Service Area	Assam
Is this MRO site ?	Select MRO site Yes/No
Transmitter Output Power /EIRP	Power <input type="radio"/> EIRP <input type="radio"/>
Transponder Number of Operation	<input type="text" value="Enter Transponder Number of Operation"/>
Frequency/Freq.Band of operation	<div> <div>Selected Freq:</div> <div> 880.455-881.685 MHz/881.685-882.915 MHz/836.685-837.915 MHz/1746.3-1751.7 MHz </div> </div> <div> <input type="checkbox"/> 832.995-834.225 MHz(800 MHz) <input type="checkbox"/> 877.995-879.225 MHz(800 MHz) <input type="checkbox"/> 879.225-880.455 MHz(800 MHz) <input type="checkbox"/> 834.225-835.455 MHz(800 MHz) <input type="checkbox"/> 835.455-836.685 MHz(800 MHz) <input checked="" type="checkbox"/> 880.455-881.685 MHz(800 MHz) <input checked="" type="checkbox"/> 881.685-882.915 MHz(800 MHz) <input checked="" type="checkbox"/> 836.685-837.915 MHz(800 MHz) <input checked="" type="checkbox"/> 1746.3-1751.7 MHz(1800 MHz) </div>
Class and Bandwidth of emission	<input type="text" value="ENTER CLASS AND BANDWIDTH OF EMISSION"/>

It shows Site Details like Application Type, Sub category, Nature of user, Service Area etc.

Whether the Site is MRO Site Yes or No.

* Enter Transmitter Output Power/ EIRP

Transmitter Output Power /EIRP	Power <input checked="" type="radio"/> EIRP <input type="radio"/>	<input type="button" value="Enter Transmit"/>	Unit: <input type="text" value="Select unit"/>
--------------------------------	---	---	--

* If select Power select power unit like Mw/W/KW etc from dropdown.

* If select EIRP select EIRP unit like dBm/ dBw etc from dropdown.

Enter Transponder Number of Operation.

Frequency band of operation: - In case of TSP (Access Service) the band of frequency to selected from the given drop down/ radio button

Frequency/Freq.Band of operation	<table border="1"><tr><td>Selected Freq:</td><td>832.995-834.225 MHz</td></tr><tr><td colspan="2"><div><input checked="" type="checkbox"/> 832.995-834.225 MHz(800 MHz) <input type="checkbox"/> 877.995-879.225 MHz(800 MHz) <input type="checkbox"/> 879.225-880.455 MHz(800 MHz) <input type="checkbox"/> 834.225-835.455 MHz(800 MHz) <input type="checkbox"/> 835.455-836.685 MHz(800 MHz) <input type="checkbox"/> 880.455-881.685 MHz(800 MHz) <input type="checkbox"/> 881.685-882.915 MHz(800 MHz) <input type="checkbox"/> 836.685-837.915 MHz(800 MHz) <input type="checkbox"/> 1746.3-1751.7 MHz(1800 MHz)</div></td></tr></table>	Selected Freq:	832.995-834.225 MHz	<div><input checked="" type="checkbox"/> 832.995-834.225 MHz(800 MHz) <input type="checkbox"/> 877.995-879.225 MHz(800 MHz) <input type="checkbox"/> 879.225-880.455 MHz(800 MHz) <input type="checkbox"/> 834.225-835.455 MHz(800 MHz) <input type="checkbox"/> 835.455-836.685 MHz(800 MHz) <input type="checkbox"/> 880.455-881.685 MHz(800 MHz) <input type="checkbox"/> 881.685-882.915 MHz(800 MHz) <input type="checkbox"/> 836.685-837.915 MHz(800 MHz) <input type="checkbox"/> 1746.3-1751.7 MHz(1800 MHz)</div>	
Selected Freq:	832.995-834.225 MHz				
<div><input checked="" type="checkbox"/> 832.995-834.225 MHz(800 MHz) <input type="checkbox"/> 877.995-879.225 MHz(800 MHz) <input type="checkbox"/> 879.225-880.455 MHz(800 MHz) <input type="checkbox"/> 834.225-835.455 MHz(800 MHz) <input type="checkbox"/> 835.455-836.685 MHz(800 MHz) <input type="checkbox"/> 880.455-881.685 MHz(800 MHz) <input type="checkbox"/> 881.685-882.915 MHz(800 MHz) <input type="checkbox"/> 836.685-837.915 MHz(800 MHz) <input type="checkbox"/> 1746.3-1751.7 MHz(1800 MHz)</div>					

In case of all other wireless users including TSPs other than (Access Service), the exact Frequency spot as mentioned in the DL/ Frequency authorization letter may be populated

Frequency/Freq.Band of operation <small>[Note : For frequency band enter as 123-435 for e.g and for single frequency as 123 for e.g]</small>	<table border="1"><tr><td>Frequency /Freq.Band</td><td>MHz</td><td><input type="button" value="Add More"/></td></tr></table>	Frequency /Freq.Band	MHz	<input type="button" value="Add More"/>
Frequency /Freq.Band	MHz	<input type="button" value="Add More"/>		

Note:- For frequency band enter as 123-435 for e.g and for single 16frequency as 123 for e.g

To add more frequency / Freq, Band of operation click 'Add More'.

Provide the Pin code of Address of Location of site

Provide the Geo- Coordinates of the Location of Site

PIN	<input type="text"/>			
<small>[Note : PIN Code must be under Service Area :]</small>				
District	<input type="text"/>			
State	<input type="text"/>			
Latitude	Degree	Minutes	Seconds	Direction
<small>[Note : Allowed only 2 digits for degree,minutes and seconds in XX.XX or X.XX format]</small>	<input type="text"/>	<input type="text"/>	<input type="text"/>	<input type="text"/>
<small>[Note : Please ensure that correct geo-coordinates are filled. Please do not enter arbitrary geo-coordinates.]</small>				
Longitude	DEGREE	MINUTE	SECOND	EAST
<small>[Note : Allowed only 3 digits for degree and 2 digits for minutes and seconds in XX.XX or X.XX format]</small>	<input type="text"/>	<input type="text"/>	<input type="text"/>	<input type="text"/>

Provide the Height Parameters for the Site

Height of site above mean sea level(in mtrs)	<input type="text"/>
Height of antenna above ground level(in mtrs)	<input type="text"/>
Height of Mast above ground level(in mtrs)	<input type="text" value="0"/>

Provide the Antenna Details

Antenna Type	<input type="text" value="Select Type"/>
Size of Antenna (in mtr) <small>[Note : Select maximum dimension]</small>	<input type="text" value="Enter size of antenna"/>
Antenna Gain (in db)	Tx: <input type="text" value="Tx Gain"/> Rx: <input type="text" value="Rx Gain"/>
Azimuth of maximum radiation <small>[Note : Range 0 to 359]</small>	(i) <input type="text" value="0"/> (ii) <input type="text" value="0"/> (iii) <input type="text" value="0"/>
Beamwidth (in degree) <small>[Note : Range 0 to 360]</small>	<input type="text" value="Enter Beamwidth"/>
Approximate Area covered by the antenna installation (in sq.mtr)	<input type="text" value="Enter Area covered by the antenna"/>

Add the Other details like DOT Agreement Number and Save the Site

<input type="text"/>	
<input type="button" value="Save Station Details"/>	<input type="button" value="Cancel Station Details"/>

This can be repeated for the all sites the required in the application. One application is allowed for entry 100 Sites only

The Sites can be modified, deleted and downloaded using the grid buttons as shown

<input type="button" value="+ Add"/>	<input type="button" value="Modify"/>	<input type="button" value="View"/>	<input type="button" value="DeleteItem"/>	<input type="button" value="Download"/>
--------------------------------------	---------------------------------------	-------------------------------------	---	---

Undertaking to be given by the user

Preview Application Form

Submit

Step 1

Step 2

Step 3

Step 3

Application Information

Site Details

Undertaking

Self Declaration Undertaking

Undertaking

I S Reddi, serving in the post of Director with M/s BSNL for and on behalf of BSNL hereby undertake that:

(i) The Geo coordinates and site elevation/AMSL provided in the above SACFA application IDs have been taken by a standered/reputed GPS Receiver/Altimeter,namely of Make and Model no. as required by WPC Wing's circular no. K19013/3/2005-CFA dated 28.06.2006; OR

The Geo coordinates and site elevation/AMSL values provided in above SACFA application IDs have been obtained from the concerned office of Survey of India(SOI).

(ii) Sites are 10 km away from the International Border.

(iii) In case the above statement is found to be incorrect, we shall stand responsible for any repercussions and Government may initiate necessary actions against me/company in this regard.

(iv) If above sites are objected to at any stage by any sacfa member, the company shall dismantle the sited at its own cost, with immediate effect.

Place: _____ Name: S Reddi
Date: _____ Designation: Director

☐ I ACCEPT THE ABOVE CONDITIONS.

Previous

Next

Undertaking for Self Declaration Mode to be given by the user

Preview Application Form

Submit

Step 1

Step 2

Step 3

Step 3

Application Information

Site Details

Undertaking

Self Declaration Undertaking

Self Declaration Undertaking

I S Reddi, serving in the post of Director with M/s BSNL for and on behalf of BSNL hereby declare that:

(a) the technical parameters of wireless stations and antenna as well as the tower are correct to the best of my knowledge.

(b) The frequencies, radiated power, emission/BW indicated herein have been assigned in the applied LSA/locations to us and the assignment as well as Service License, as applicable, are valid as on date.

(c) All the prescribed instructions/orders issued on re-assignment of spectrum resources like Access spectrum, MW Access, MW Backbone, etc. from WPC Wing/DoT from time-to-time, have been fulfilled and complied with.

I S Reddi, serving in the post of Director with M/s BSNL for and on behalf of BSNL hereby undertake that:

(a) In case of any violation of the above declaration, the penal actions as imposed by WPC Wing/DoT from time-to-time will by complied with; and

(b) In case revocation of SACFA clearance issued based on wrong declaration or otherwise, the desired remedial action will be taken within the time as prescribed by SACFA Committee. Failing which, the penal actions as imposed by WPC Wing/DoT, from time-to-time, will be complied with.

Place: _____ Name: S Reddi
Date: _____ Designation: Director

☐ I ACCEPT THE ABOVE CONDITIONS.

Previous

Next

Click on checkbox for acceptance.

After acceptance of Declaration the application along with site details can be previewed

Preview Application Form

Submit

Step 1

Step 2

Step 3

Step 3

Application Information

Site Details

Undertaking

Self Declaration Undertaking

After click on 'Preview Application Form', Completed application in PDF format is available of download.

APPLICATION FOR SACFA CLEARANCE

(Application ID S20210024995)

I. Company Information

i). Company/Organization details for which SACFA clearance is required

CIN	U72900GJ2007PLC105869
Company Name	BSNL

ii). Address for Correspondence

Address	DDSD
Pincode	411019
District	Pune
State	MAHARASHTRA
Landline No	9999999999
Fax	9999999999
Mobile No	9423034565

After checking all the details, proceed for submit, Confirmation taken from the user regarding the details submitted

Confirmation

Ensure all details are correct as no change in any parameter will be entertained after submission. Do you want to submit ?

No


Yes

In Acceptance , Applicant is routed to payment screen where payment has to be completed online from Bharat Kosh Portal (NTRP)

Upload signed application for application ID: **S20210025023**

Number of Sites	1
Amount(In Rs.)	1000
<input type="button" value="Pay Now"/>	


verify the amount and click pay now.




Bharatkosh
Government of India Receipts Portal

Controller General of Accounts
Dept. of Expenditure, Ministry of Finance

[Home](#) [About Us](#) [User Guide](#) [Contact Us](#) [FAQs](#) [Terms And Conditions](#) [Charge-back and Refund Policy](#)





Non-Tax Receipt Portal

1
Payment Purpose

2
Depositor's Details

3
Confirm Info

4
Pay

Payment Mode Online

Depositor's Details

Name	S KIRANNA XXXXXX		
Address 1	C-SECTOR 10 RUDA		Address 2
City	Rume	District	
State	MHARASHTRA	Country	INDIA
Pincode/Zipcode	411019	Email	uttgalsarna@gmail.com
Mobile No. (+91)	9422004565		
TAN		TIN	

Purpose Details

Sl. No.	Ministry	PRO Name	DOO Name	Purpose and Payment Type	Payment Period / Frequency	Amount (In INR)

On completion of Payment the Applicant is routed back to Saralsanchar Portal to complete the Application submission.

Upload signed application for application ID: S20210025023

Download Application	Download Application
Payment Amount(In Rs.)	1000
Challan No	8954238316
Challan Date	22-11-2021
Upload Signed Application(Digitally signed). (Upload Size:- 2 MB Max)*	<div> Choose File No file chosen Upload </div>
Submit	

Applicant has to upload digitally signed application and submit the application.

Amount(In Rs.) Paid	1000
Number of sites	1
Sites may be cleared after scrutiny or on 22-12-2021	0
Sites Auto cleared	1
Download Certificate	

On submission applicant is shown the details for the sites getting cleared in the self-declaration mode and sites sent to scrutiny due to the criteria

Amount(In Rs.) Paid	1000
Number of sites	1
Sites may be cleared after scrutiny or on 22-12-2021	0
Sites Auto cleared	1
Generate Certificate	

For sites getting auto cleared Certificate can be generated.



K-19012/P/FBW/BBY/1000045/2021 - CFA
Government of India
Ministry of Communications
Department of Telecommunications
Wireless Planning and Co-ordination Wing

6th Floor,
 Sanchar Bhawan,
 20, Ashoka Road,
 New Delhi - 110001
 Date: 22/11/2021

MEMORANDUM

SUBJECT: Siting Clearance For: BSNL , Maharashtra

The undersigned is directed to refer to your application(s) on the above subject and to say that the Standing Advisory Committee on Radio Frequency Allocation(SACFA) has approved the following site(s) with the parameters and conditions indicated below.

Sr. NO	WPC Acceptance No. Clearance Date Site Location	Latitude / Longitude	Tower Height AGL(in mtrs)	Site Height AMSL (in mtrs)	Nearest Airport/ AMSL	Frequency/ Emission	Tx.Power/ EIRP
1	P/FBW/BBY/10 00045/2021 22/11/2021 qwwqw,Pune, MAHARASHTR. A-411019	25°12'12.00"N 78°23'12.00"E	30.00	100.00	Jhansi 259.000	830.835-832.065 MHz/875 .835-877.065 MHz Asas	10.0000W(Tx Power)

Terms and Conditions:

1. This clearance is valid subject to issuance of frequency agreement letter by WPC.
2. Provision of day and night obstruction marking as per ICAO Standard.
3. The clearance is subject to ratification by SACFA.
4. Erection is to be completed within 3 years from date of issue of clearance for all sites other than this sites proposed by AIR Doordarshan for which the limit is 5 years and completion report is to be intimated to Air HQrs, Naval HQrs and AAI.
5. In case of harmful interference to existing operations due to spurious radiations from the transmitter in excess of the permissible limits as per radio regulations, the service provider will take remedial measures immediately falling which the concerned transmitter(s) will have to be shutdown.
6. This clearance also does not imply fulfillment of inter-satellite system co-ordination requirement or compliance with national guidelines on space matters wherever applicable.
7. This clearance is purely technical for installation of Wireless Station as per licence agreement issued by Ministry of Communications.
8. This clearance is valid for one year from the date of issue or till the Wireless operating Llicence (WOL) is obtained for operating wireless station, whichever is earlier.
9. This clearance is issued without prejudice to applicable byelaws, rules and regulation of local bodies such as Municipal Corporation/ Gram Panchayat etc.
10. Site cleared as per decisions of ----- SACFA meeting, Site Cleared as per directives of Chairman, SACFA, under special drive. However the applicant will take suitable remedial action at his own cost, including relocation, in case of electromagnetic or physical interference to any member(s).
11. The applicant shall also ensure that the site(s) does not fall within the approach funnel as defined in DGCA circular No.

5/1989, dated 24-3-1989.

12. The sites marked (*) are cleared with a Restricted height as indicated against each case.

Note:

1. The above clearance is based upon self-declaration of the applicant on correctness of the parameters indicated in the above Table. Therefore, the responsibility on correctness of the said parameters lies solely with applicant.
2. The above clearance is auto-generated through system, therefore does not require signature of the authorized signatory.
3. The authenticity of the certificate can be verified on <https://www.saralsanchar.gov.in/> , if required.

Assistant Wireless Adviser
For Secretary SACFA

To:

BSNL
DDSD,Pune,MAHARASHTRA
Pin:411019
Tel:9423034565

Copy to:

1. Director(WM),WMO HQ, New Delhi
2. EiC/OiC/Engineer(Inspection), Wireless Monitoring Stations, WMO.

